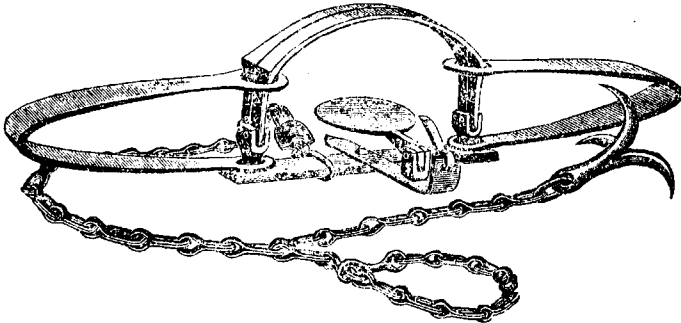


HOW TO CATCH WOLVES

WITH THE



NEWHOUSE WOLF TRAP.


GIVING THE LATEST AND MOST SUCCESSFUL METHODS AS
PRACTICED BY THE PROFESSIONAL TRAPPERS OF
THE NORTH AMERICAN CONTINENT.

BY

ONEIDA COMMUNITY, LIMITED,

KENWOOD, MADISON CO., N. Y.,

U. S. A.






WOLVES ATTACKING CATTLE.

HOW TO CATCH WOLVES

WITH THE



NEWHOUSE WOLF TRAP.


GIVING THE LATEST AND MOST SUCCESSFUL METHODS AS
PRACTICED BY THE PROFESSIONAL TRAPPERS OF
THE NORTH AMERICAN CONTINENT.

BY
ONEIDA COMMUNITY, LIMITED,
KENWOOD, MADISON CO., N. Y.,

U. S. A.

The Newhouse Wolf Trap.

In response to a demand for a new model of the Newhouse Trap especially adapted to catching Wolves, we have perfected a trap which will be numbered 4½, and will be called the "Newhouse Wolf Trap."



NO. 4½ TRAP.

This trap has eight inches spread of jaw, with the other parts in proportion, and is provided with a pronged "drag," a heavy snap, and an extra heavy steel swivel and chain, five feet long, warranted to hold two thousand pounds. The trap complete with chain and "drag" will weigh about 9 lbs. and will be listed at \$40.00 per dozen, and \$35.00 per dozen without chains.*

During the past winter we have had our attention called to the serious character of the "Wolf-question" on the cattle ranches of Rocky Mountain slopes and canons. In a letter lately received from a New Mexico trapper, he thus describes the situation and prospect:

"This 'Wolf' question is a serious one to all the Western States. Wherever the country is mountainous, or even rough, the Wolves can laugh at hounds and horses. Within the last ten years they have become thoroughly acquainted with strychnine; they can

*For a full list of traps and prices, see page 12.

detect and avoid it with something like infallibility. The dam teaches her young to discriminate against the poisoned bait as soon as they are able to follow her about, and a last resource—the one alone which has not proved an utter failure—is the STEEL TRAP.

We are informed by cowboys recently returned from the extreme North, that Wolves threaten to drive the ranchmen out of the business wherever the country is broken. It is the same story from the Eastern declivities of the Rockies.”

To stimulate the introduction of these traps, we have secured the following article on “Wolf Trapping” from Mr. ERNEST E. THOMPSON of Toronto Ontario, Government Naturalist of Manitoba, the well known Artist, Author and Trapper.



WOLF TRAPPING.

BY ERNEST E. THOMPSON.

The Common Wolf (*Canis lupus*) is a native of the whole Northern Hemisphere, and although in various climates it exhibits many variations, and has a number of corresponding names, such as Grey Wolf, White Wolf, Red Wolf, Black Wolf, Russian Wolf, Buffalo Wolf, Cattle Wolf, Timber Wolf, Loup, Lobo and Loafer, it is everywhere the same in character, and is everywhere hated and feared as a devastator of the flocks and herds.

In the ranching districts of North America to-day it is variously estimated that each Grey Wolf costs the cattle men from fifty to five hundred dollars annually.

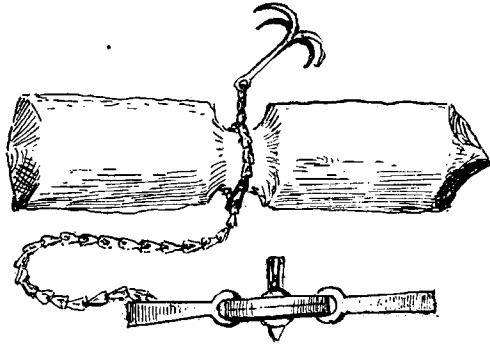
The Wolf-hunter has to cope with an animal of almost human intelligence, an animal without superior in sagacity among all the wild beasts of the chase, and one which will tax his utmost ability to circumvent.

Twenty-five years ago it was comparatively easy to poison Wolves. Strychnine was then new in the West, and the Wolves fell victims to it in hundreds. But the reasoning power that they have so highly developed, combined with their faculty of communicating to each other their experiences, have practically placed these cattle-killers beyond the reach of poison, and it is little more than an accident, now, when a Wolf is so killed.

Hunting with hounds, besides being extremely costly, is not practicable in a rough country, and good steel traps are the only device that has proved effectual at all times and in all places. A hunter should have at least one hundred traps, and the catch of these, in an ordinary country, will keep him busy skinning, when not actually engaged in setting the traps themselves.

Having his traps with their chains and grab-hooks complete, the hunter's first care is to kill the odor of the iron. This may be done by smoking the traps with cedar, by rubbing them with beeswax, or by dipping them in fresh blood. I prefer this last method as being

the most effectual, as well as the most easily done. A log for each trap must then be cut, and notched in the middle to receive the chain. The log should be about forty or fifty pounds in weight; the most convenient form is a half-round log four feet long.



THE CLOG.

In handling these it is well to wear gloves that have been dipped in blood, and the traps, especially, must not be handled with the naked hands. About thirty of the prepared traps and logs will be as many as two men can set in a day; put these in a wagon, and add two shovels, a pickaxe, a couple of large blankets or sheets, a bucket of fresh blood, two or three rabbits, a beef liver, a pound of cotton wool, the paw of a Wolf or Coyote, and a large piece of either beef, venison or antelope—this last to be used as a drag, tie it to a rope behind the wagon letting it trail on the ground, and, assuming a thorough knowledge of the country, all is now ready for work.

Wolves are very fond of running on the buffalo or cow trails, and any trail that is formed by the junction of several others is a good place in which to set traps. In particular, a main trail which leads down a canon, or to the crossing of a canon, is a likely place, and the wagon should be driven so that the drag strikes as many of these main paths as possible.

There are several common methods of setting the trap: one is to set them right in the trail, trusting to the Wolves walking into them; another is to set them by a bait. I have been most successful with a combination of these. I set from two to four traps in the trail, and afterwards scatter small pieces of meat over and about the place.

In selecting the trail in which to set your traps, be very careful to avoid the very deeply worn parts of the path, as the Wolves do not care to run in these. The trail should be well defined, but not at all

hollowed out. As soon as the wagon has been driven beyond the selected place, and the drag has passed over the chosen spot, the first thing the trappers must do is to dip their boots and implements in the blood, then spread the blankets on the ground, and proceed to put on these, first the sod, which is to be carefully removed, and, afterwards, the loose earth as it is being dug out of the holes that are to hide the logs, etc. When the holes are ready, bury the logs and chains with great care, replacing the sod, and leaving no loose soil

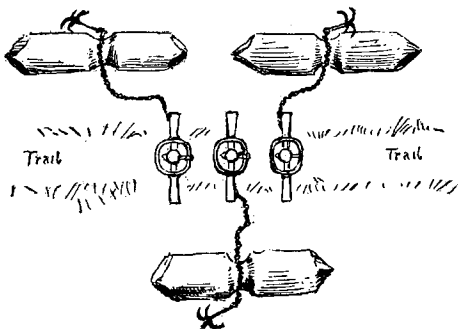


DIAGRAM OF A TRAIL SETTING.

visible, and no trace whatever of any disturbance of the earth. Then in the trail dig the shallow holes that are to receive the traps, and be sure they are just deep enough to be level with the trail when there is a quarter of an inch of earth put over the pan. As soon as each trap is set and in place, lift the loose jaw until it is perpendicular and insert under the pan a piece of cotton wool large enough to prevent any dust or sand falling beneath it, as this would entirely hinder the springing of the trap. In handling the trap and the earth that covers it, wear a pair of leather gloves dipped in blood. When all the traps are buried and properly concealed, and the surplus earth on the blanket has been carried some twenty or thirty yards away, take one of the rabbits and use it as a brush to remove all traces of your feet or tools. Then scatter pieces of meat or rabbit over the traps. It is a good plan, also, to use the foot of a Wolf or Coyote and make a series of tracks over the traps, and finally, when all this is done, dip the tail of a beef in the blood and sprinkle the place, and then drive on to the next location. A setting of traps every two miles is usually considered enough, but if you have plenty of traps, the thicker they are the better. It is not desirable to have the line

more than twenty miles around, for it should be gone over every day, or, at least, every other day.

The foregoing describes a "trail-setting." Another good method is the "square-setting." This is made in the same manner as the first, except that it is not put in a trail, and the traps are arranged thus:

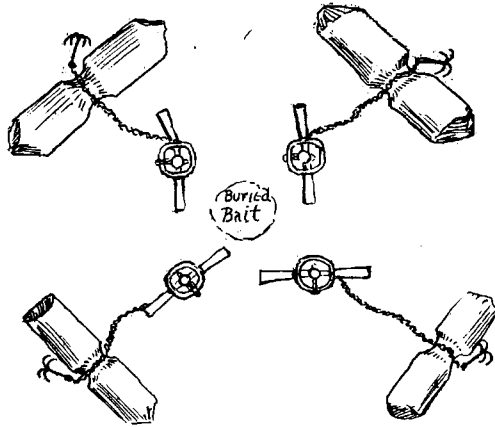


DIAGRAM OF A SQUARE SETTING.

In addition to the scraps of meat that should be thrown about, a large bone or meat bait should be buried in the centre of the setting. Wolves have a habit of burying surplus provender, and also a habit of digging up what others have buried, when they chance to find the place. If a smaller number of traps than four be used in the setting, the place chosen should be where there are stones, logs or tussocks of weeds that will act as guides and compel the Wolves to step in the right spot. Care should be exercised to avoid touching any of these objects, as they carry the taint a long time afterwards. If, however, there be no weeds, etc., do not try to place any to suit. The Wolves never fail to detect and shun any artificial arrangement.



DIAGRAM OF A SETTING AMONG WEEDS, ROCKS, BUSHES, ETC.

A living sheep or calf has been used with great success as a bait. The animal must be staked out over night, and must be tied up very short, for otherwise, it will either get into the trap, itself or large numbers will be required to surround it. In selecting a spot for the bait, due regard must be had for tussocks of sage, soapweed or rocks, as by choosing a place which has but a few natural pathways to it, fewer traps will cover the ground and guard the bait. A calf or sheep that will bleat is to be preferred, and it is more likely to attract if its ears be cut so as to bleed.

The head of a beef makes a good bait, for, although the Wolves do not eat of it, they usually approach it, walk around, and water on it. One of the traps may be attached to the head itself, as it makes a good clog, and needs no burying.

A FEW GENERAL HINTS.

At night, on retiring, put a large bone or a lump of meat in the fire; this will smoulder and roast all night, making a scent that the Wolves will detect twenty miles away, and come to, if they are very hungry.

Never use asafœtida, aniseed oil, or oil of rhodium, as Wolf-lures. According to my experience the only effect of these odors is to render the animal suspicious.

The most attractive of all odors is that of a female Wolf or dog at the mating season. After this the odor of blood is the most pleasing, and in the following list the various baits, exclusive of the two just named, are given in their order of preference: Antelope, Donkey (*burro*), Jack Rabbit, inner parts of a young Beef, Colt, Mutton, Veal, and Horse. Wolves will not eat diseased meat, and have but little liking for old or strong beef. For example, it is little more than a waste of time to bait or drag with a "big-jawed" steer.

Never stake your traps immovably, but always fasten them to some sort of clog which they can drag away, and never put two logs in one hole, or two traps to one log.

The cattle themselves are the great plague of the Wolf-hunter; they are attracted by the scent of blood, and come pawing about the traps, usually springing all that they discover. It is mostly the steers and bulls that do this, and fortunately, their hoofs are too large to be caught by the trap, so the only harm done is the spoiling of the setting. The only remedy for this difficulty is setting in the afternoon after the cattle have gone out from water, and are again scattered over the pastures.

Never put your hands or fingers between the trap jaws; always work from the under side of the loose jaw, or else use your trap wrench or a stick.

The original drag made by the meat that was trailed after the wagon will be good for about two days. The Wolves are able to follow it even on the third day, but it is better to put out a fresh drag at least, every other day. This I usually do on horseback when going the rounds.

If the jaws of the trap do not lie perfectly flat, bend the springs towards the jaw which is held down by the "dog."

If there is any difference, the dust over the "pan" should be a little more even than elsewhere, for the Wolves like to tread on a smooth place.

A piece of white cotton, or a tuft of white feathers, properly placed, often adds a good finish to the setting, as the Wolf, attracted by the general scent of blood, will at once see and examine minutely the white object.

If a whole carcass is the bait, set the trap opposite the belly, between the legs and by the throat and tail, unless you have enough to go all around; keeping them about two feet from the bait.

When a bait of less than fifty or sixty pounds weight is used, it is well to fix it by driving a stout stake through it.

It is worth while spending a great deal of time in killing Antelope for bait.

Never fail to set traps at once about the carcass of any animal that the Wolves themselves have killed.

A she Wolf or dog staked out in the mating season is an infallible lure, and a captive Wolf that will howl, is good at any time.

Dark, cold, stormy nights are the best for the Wolf-trapper.

When there is snow on the ground, use more cotton Wool, and place over the trap a large soft sheet of white paper, the edges of which are everywhere buried in snow. This is especially necessary when in a region that is subject to sudden thaws, for a thaw followed by a frost will freeze in the traps and render them useless. If you are quite sure the snow will continue powdery, you may dispense with the paper, but do not neglect the cotton wool. There is nothing as good as cotton wool, but Coyote and sheep's wool will do on a pinch.

In going the rounds, never approach the traps unnecessarily; if possible, avoid dismounting at all.

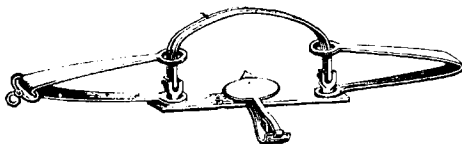
For small bait, scraps of rabbit with the skin on are better than simple meat, for the skin keeps the bait from drying out.

A Wolf's track is not distinguishable with certainty from that of a large dog, it averages perhaps a little narrower in proportion. The forefoot of course makes the largest print; a forefoot track that measures $4\frac{1}{2}$ inches from the point of the claw to the straight line behind the heel pad indicates a good sized Wolf. $4\frac{3}{4}$ inches means a large Wolf. The largest I ever measured was $5\frac{1}{2}$ inches long. With fair accuracy I used to reckon that a Wolf had 20 pounds of weight for every inch that his forefoot was long.

Remember that the chief purpose of the "Grab-hook" is to make a trail that can be easily followed. See therefore that it has free play.

When a Wolf goes off with one of the traps and clogs, it is useless to seek for his trail within a hundred yards of the spot whence the trap has been dragged, for in the frantic struggle that ensues as soon as he is caught, he rushes and leaps about in every direction; and when at length he finds he cannot shake off the trap, he generally goes in a tolerable straight course towards the nearest cover. It will usually then be quite easy to follow his track and kill your Wolf.

It may be said in conclusion that our Newhouse No. 4 is often used as a Wolf trap, and for small Wolves even a Newhouse No. 3 will answer. In all cases, however, when these smaller traps are used, they should be provided with a special chain and "grab"-hook.



PRICE LIST OF TRAPS

No.	SIZE.	PRICE.	
		Without Chains. PER DOZ.	With Chains. PER DOZ.
0.	Rat, or Gopher.....	\$ 3 25	\$ 4 25
1.	Muskrat.....	3 75	5 00
1½.	Mink.....	6 00	7 50
2.	Fox.....	9 00	10 50
3.	Otter.....	12 00	14 00
4.	Beaver.....	14 50	16 50


The above sizes may be ordered either in "Newhouse," "Hawley and Norton," "Victor," or "All Steel" quality.

The following special numbers are made in "Newhouse" quality only.

No.		Without Chains.	With Chains.
		PER DOZ.	PER DOZ.
2½.	Otter, with teeth, Patented.....	\$16 50	\$18 50
14.	Deer, with teeth, offset jaws.....	16 50	18 50
23.	"Clutch," Patented.....	16 00	18 00
24.	"Clutch," Patented.....	18 50	20 50
4½.	Wolf Trap.....	35 00	40 00
5.	Bear, only with chain.....		140 00
15.	Bear, with chain and offset jaws.....		140 00
6.	Bear, only with chain.....		280 00

Discount:


On Newhouse Traps.....
 On Hawley & Norton Traps.....
 On Victor Traps.....
 On All Steel Traps.....
 On Star Traps.....

 In ordering, please be particular to state, every time, the exact size and kind, and whether you wish traps WITH or WITHOUT chains.

THE "STAR" TRAP.



SINGLE SPRING TRAP.



DOUBLE SPRING TRAP.

No.	Description	Per Dozen,	WITHOUT CHAIN.	WITH CHAIN.
0	Rat Trap, Single Spring, Spread of Jaws $3\frac{3}{4}$ inches,	\$2	25	\$3 25
1	Musktrat Trap, Single Spring, Spread of Jaws $4\frac{1}{2}$ inches,	"	2 50	3 65
2	Mink Trap, " " " " $4\frac{7}{8}$ " "	"	3 00	4 15
$2\frac{1}{2}$	Musktrat or Mink Trap, Double Spring, Spread of Jaws $5\frac{1}{4}$ inches.	"	4 50	5 75
3	Fox Trap, " " " " 6 " "	"	7 00	8 50
4	Woodchuck or Farmer's Trap, " " " " $6\frac{1}{4}$ " "	"	8 00	9 50

TRADE DISCOUNT.

THE GREY WOLF.

